



M/A-COM

ESSM-2-9-75

E-Series 2-Way 0° Power Divider 50 - 120MHz

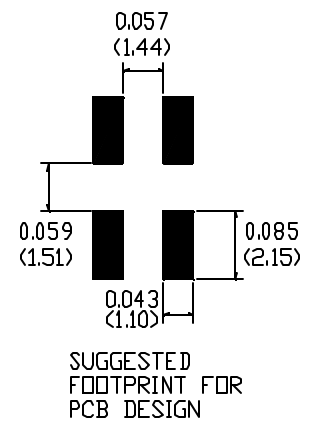
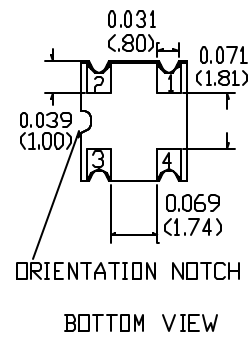
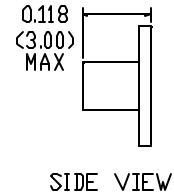
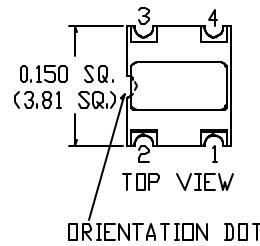


Features

- 2 Way
- 0 Degree
- Surface Mount



SM-114 Package



Description

M/A-COM's ESSM-2-9-75 is a 2 Way 0° Power Divider in a low cost, surface mount package. Ideally suited for high volume cellular, wireless and CATV applications. No external resistor is required with this part.

Electrical Specifications @25°C

Parameter	Units	Typical	Minimum	Maximum
Frequency Range	50- 120	MHz	—	—
Insertion Loss	5 - 120 MHz	dB	00.3	00.6 .0
Isolation	5 - 50MHz	dB	—	23
	50 - 60MHz	dB	—	22
	60 - 120MHz	dB	—	21
Amplitude Unbalance	5 - 120MHz	dB	—	00.5
Phase Unbalance	5 - 120 MHz	°	—	2.0°

Please Note that the photograph above indicates package shape only, unit may be wired differently.

V3.00



M/A-COM Division of AMP Incorporated n North America: Tel. (800) 366-2266, Fax (800) 618-8883 n Asia/Pacific: Tel.+85 2 2111 8088, Fax +85 2 2111 8087 n Europe: Tel. +44 (1344) 869 595, Fax+44 (1344) 300 020

www.macom.com

AMP and Connecting at a Higher Level are trademarks.
Specifications subject to change without notice.



Absolute Maximum Ratings

Parameter	Absolute Maximum
RF Power	1 Watt
Internal Load Dissipation	0.125 Watt
Pin Temp (10 Sec)	260°C
Operating/Storage Temperature	-55°C to +100°C

Functional Configuration

Function	Pin No.
Not Connected	—
External 75 Ohms	—
Ground	3
Case Ground	—
Input	2
Port 1	1
Port 2	4

V3.00



M/A-COM Division of AMP Incorporated n North America: Tel. (800) 366-2266, Fax (800) 618-8883 n Asia/Pacific: Tel.+85 2 2111 8088,
Fax +85 2 2111 8087 n Europe: Tel. +44 (1344) 869 595, Fax+44 (1344) 300 020

www.macom.com

AMP and Connecting at a Higher Level are trademarks.
Specifications subject to change without notice.

